

# **‘The Junction’ survey**

What we found out

# The challenge

- ‘The Junction’ has permission to continue as a café until 13<sup>th</sup> February 2017
- Without the café, the shop probably isn't viable
- To operate a café after that date, we'll need a building that complies with Environmental Health regulations
  - mains drainage, toilets, kitchen etc
- That is going to cost money
  - we don't yet know how much

# What we need to know

- Who currently uses 'The Junction'?
- Who wants the shop and/or café functions to continue in future?

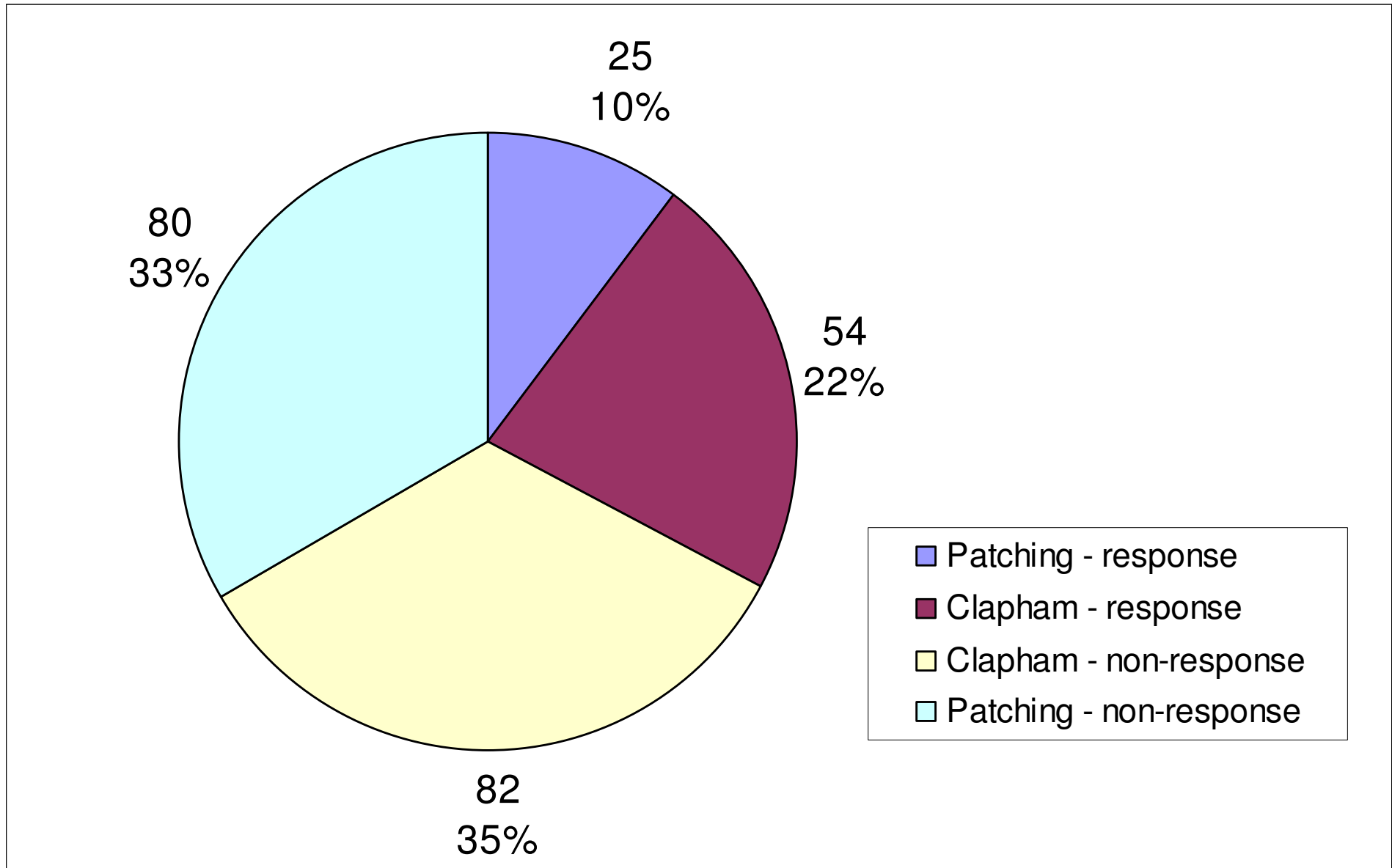
What we haven't yet asked:

- Who would be prepared to contribute to the costs of a community shop/café in future?

# What we did

- A simple survey was delivered by hand to all 241 households in our two parishes – 79 replied (33%)
- Copies were also made available to customers in The Junction – 23 replied
- People had 10-12 days to fill it in
- People could fill it in on paper or online – replies by the deadline from 102 households in total

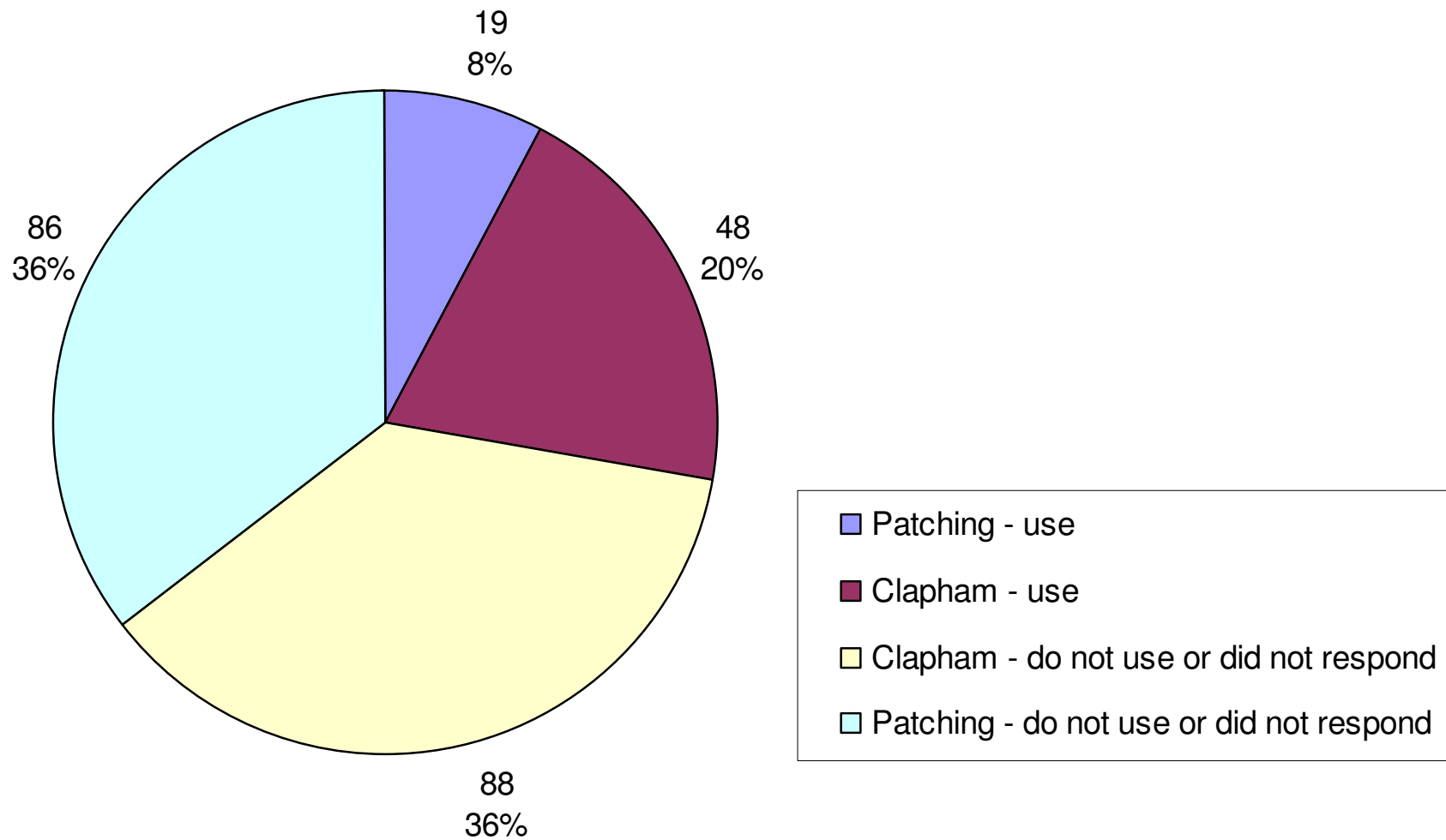
# Villages response rate



# Present use of shop &/or café

- Clapham
  - 53 households replied (39% of village)
  - 48 use one or both (36 of these live in Clapham Village, i.e. in walking distance)
- Patching
  - 25 households replied (24% of village)
  - 19 use one or both
- Other Junction customers
  - 23 households replied
  - All 23 use one or both (obviously!)
- In total 90 households use one or both

# Villagers' use of shop &/or café

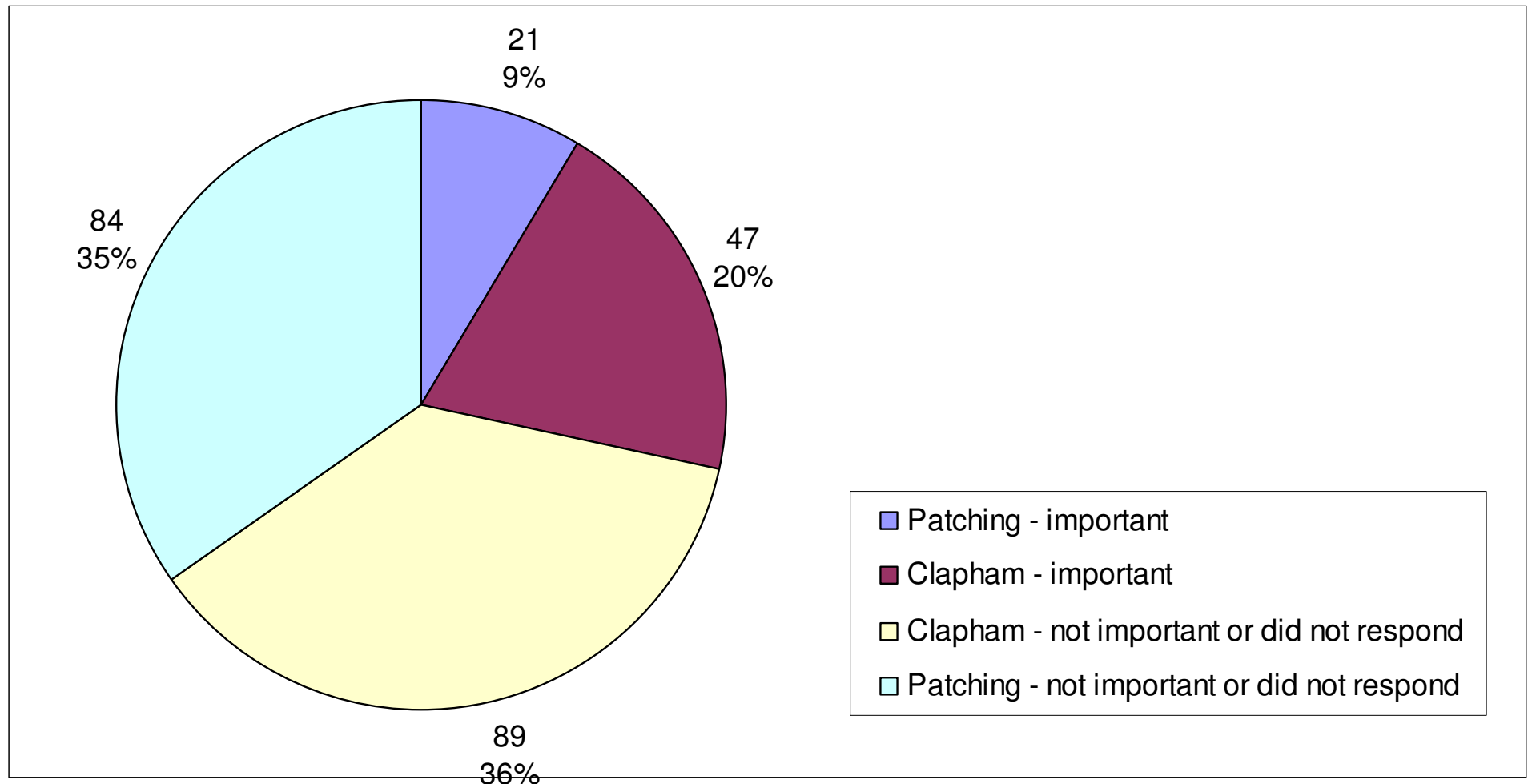


# Future importance of shop &/or café

- Clapham – 54 households replied
  - 47 (34% of village) consider it ‘very’ or ‘fairly’ important that one or both should continue
  - 35 of these live in Clapham Village
- Patching – 25 households replied
  - 21 (20% of village) consider it ‘very’ or ‘fairly’ important that one or both should continue
- Other Junction customers – 23 households
  - All 23 consider it ‘very’ or ‘fairly’ important that one or both should continue



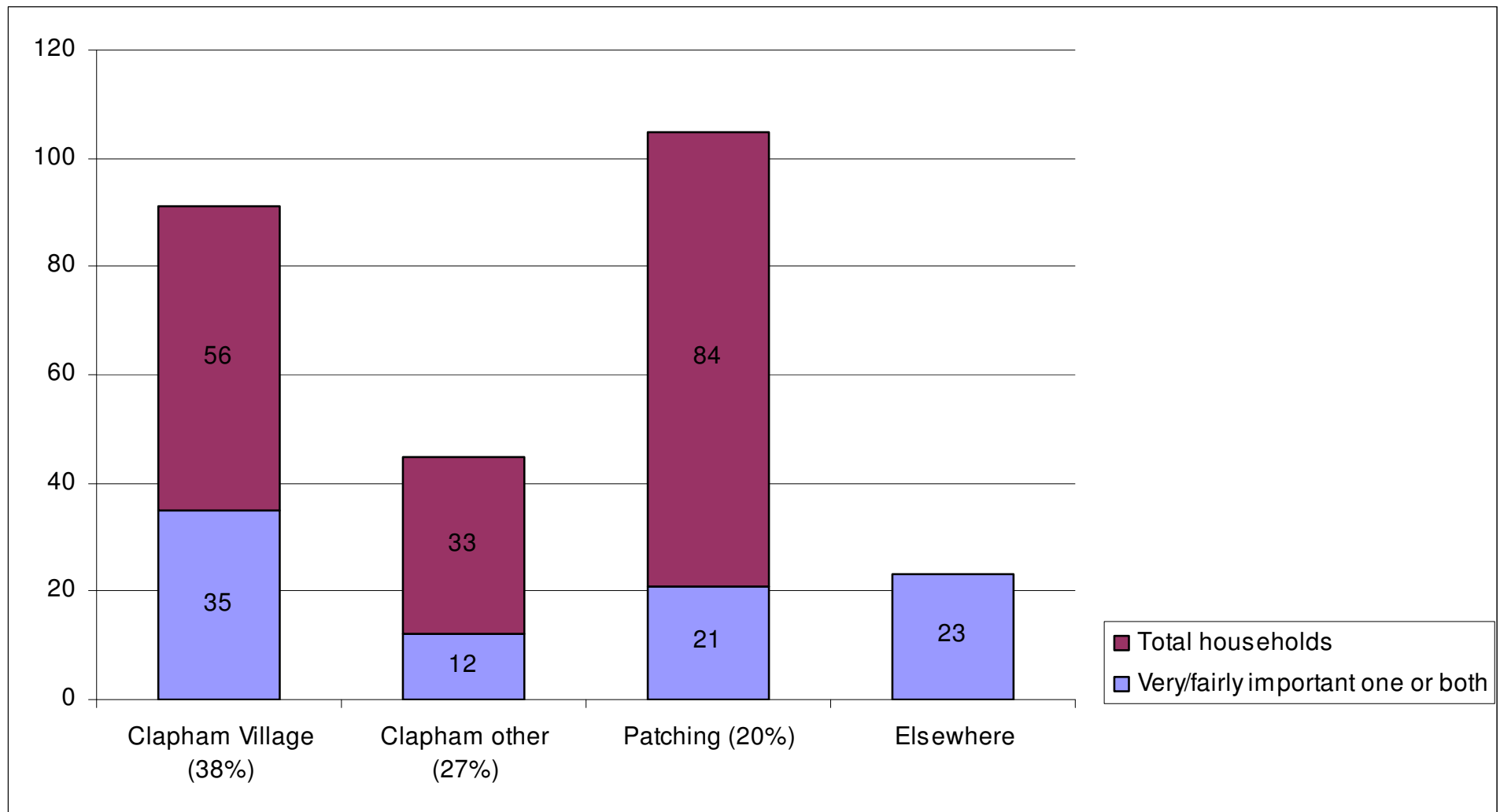
# Future importance to villagers of shop &/or café



# What does this tell us?

- 68 local households – 28% (35 of these from Clapham Village itself) – and 23 visitors care enough to be potential contributors of money (and effort) to the project
- 11 local households are not in support
- A further 162 did not reply

# Households in support



# What next?

- If we feel this is enough support to go ahead:
  - Explore options for new/refurbished building
  - Get cost estimates
  - Find out about sources of funding
  - Get much more detail from residents (and other customers) about what they want and what they would support financially

More detail if you want it

Leave your name and email on the list if  
you'd like the full analysis of the survey